

Adult Social Care Client Level Data

Local Authority DLP data submission guide

Contents

| | |
|---|-------------------------------------|
| Introduction | 3 |
| Purpose of Document | 3 |
| DLP ASC data submission | 4 |
| 1. Data Submission | 4 |
| This is correct and ensures your local DSCRO receives the submission too. DSCROs not 'related' to your Local Authority will automatically delete the data. | 5 |
| 2. Common Submission Validation Errors | 6 |
| 2.1 Incorrect Headers | 6 |
| 2.2 Incorrect file format | Error! Bookmark not defined. |
| 3 Additional Information and Troubleshooting Resources | 6 |

Introduction

NHS Digital's **Data Landing Portal (DLP)** allows data to be transferred securely between organisations through a centrally managed system. This will be the method used for Local Authorities to submit their data specification to the Lead DSCRO (North West DSCRO) where it will be held in a central repository utilised by Department of Health & Social Care. This data can then be used for NHS number tracing and / or DSA dissemination via the CSU back to the Local Authority and/or the CCG.

Purpose of Document

To provide a step by step guide to submitting Adult Social Care Client Level Data through the DLP.

N.B. Data Provision Notices (DPN) from NHS England (formally NHS Digital) have been issued to all Councils.

DLP ASC data submission

Before attempting to submit the ASC CLD data it is worthwhile running it through the **ASC-CLD Validation Tool** which can be found [HERE](#) in the '**Resources**' section. This will help ensure that your data quality is to the required standard for submission.

1. Data Submission

You should now be ready to submit Adult Social Care data in line with the current CLD specification document which can be found [HERE](#) in the '**ASC CLD specification**' section, alongside a guidance document. Remember to save your file as a new .csv (Comma delimited) see 2.2.

The current schema template that will be used for the upload can be found [HERE](#) in the '**Submitting ASC CLD data**' section

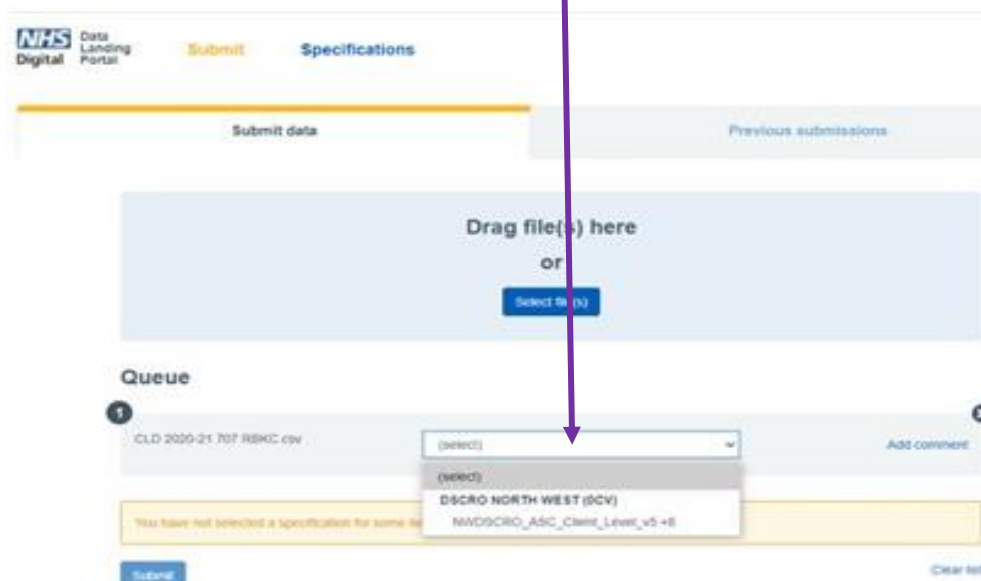
To submit your ASC data, sign in to the Data Landing Portal (DLP) using this link -

<https://dsp-portal.national.nhs.uk>. The DLP is supported by the 'Edge' Browser.

If you do not have a DLP account please see the *DLP account registration* document found in the '**Submitting ASC CLD data**' section

Once logged in you should now be able to see the upload schema which is called **DSCRO NORTH WEST**

NWDSCRO_ASC_Client_Level_v5 and will be used for submissions until the 1st April 2023.



Once you select *DSCRO NORTH WEST NWDSCRO_ASC_Client_Level_v5* you will see this message:

This submission will also be sent to:

OCP - DSCRO CENTRAL MIDLANDS
OCK - DSCRO CENTRAL SOUTHERN
OCL - DSCRO GEM
OCT - DSCRO NORTH AND EAST LONDON
OCM - DSCRO NORTH OF ENGLAND
OCW - DSCRO SOUTH
OCN - DSCRO SOUTH WEST
OCQ - DSCRO YORKSHIRE

This is correct and ensures your local DSCRO receives the submission too. DSCROs not 'related' to your Local Authority will automatically delete the data.

To submit your file simply 'drag & drop' it as instructed in the screen above.

When the data has been successfully loaded you will see a screen similar to this:

Processed

1

20220117 2017-18 to 2021-22 Q3 v3.csv has been successfully submitted to DSCRO NORTH WEST and copied to DSCRO CENTRAL MIDLANDS, DSCRO CENTRAL SOUTHERN, DSCRO GEM, DSCRO NORTH AND EAST LONDON, DSCRO NORTH OF ENGLAND, DSCRO SOUTH, DSCRO SOUTH WEST



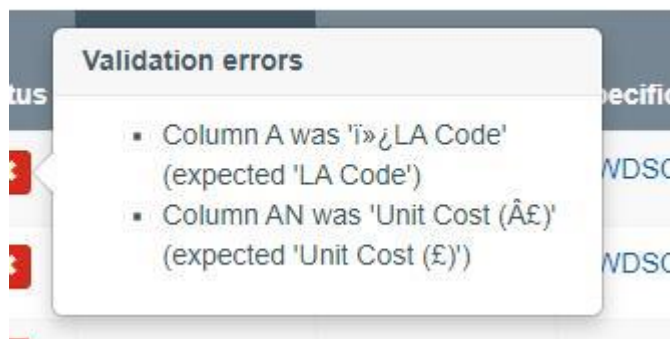
2. Common Submission Validation Errors

If a **red screen** appears following submission this indicates that there are issues with the file and it has not been accepted as an upload. Listed below are fixes to the most common submission errors.

The DLP does provide instant feedback on why the data has failed.

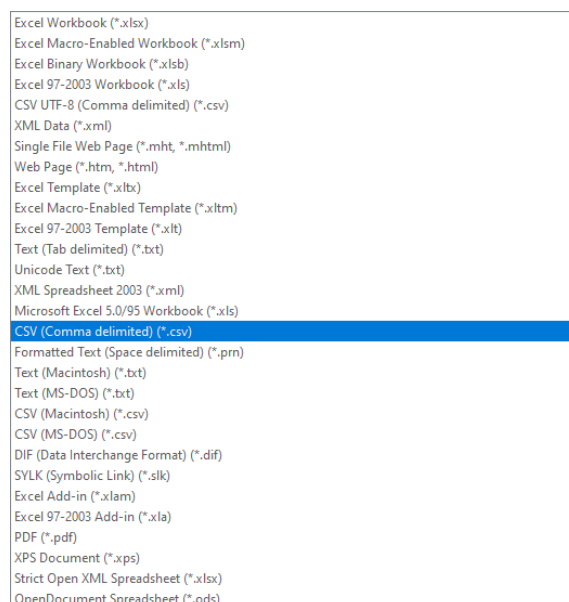
2.1 Incorrect Headers & File Format

If you get this error message



check that the column headers in your file all match exactly to the headers found in the DLP template. 'Copy & Paste' will ensure that there are no differences.

If your submission still fails upload try opening the file in excel and resaving as a new .csv (Comma delimited) copy, then attempt to upload the file to DLP again.



3 Additional Information and Troubleshooting Resources

If you are still encountering problems with your submission, require further assistance or have any questions please contact us at agem.adultsocialcare@nhs.net